


SWP-62386304-12-E1

Rev. 1.0

Waveguide Power Divider, E Band, 4 Way, 62 to 86 GHz

Description:

Model SWP-62386304-12-E1 is an E band, 4-way power divider with a typical insertion loss of 0.8 dB across the frequency range of 62 to 86 GHz. The divider offers 20 dB isolation and well balanced ports, which can be used for in-phase power dividing or combining. This power divider comes as an in-line configuration with WR-12 waveguides and UG-387/U flanges at the input and all outputs.



Features:

- Low Insertion Loss
- High Isolation
- Inline Configuration

Applications:

- Test Labs
- Test Instrumentation
- Sub-assemblies

Electrical Specifications:

Parameter	Minimum	Typical	Maximum
Frequency	62 GHz		86 GHz
Insertion Loss		0.8 dB	1.0 dB
Power Unbalance		± 0.4 dB	± 0.5 dB
Port Isolation, Adjacent Port		15 dB	
Port Isolation, Non-adjacent Port		25 dB	
Input/Output VSWR		1.2:1	1.5:1
Specification Temperature		+25°C	
Operating Temperature	-40°C		+85°C

Mechanical Specifications:

Item	Specification
Input	WR-12 Waveguide with UG-387/U Flange
Output	WR-12 Waveguide with UG-387/U Flange
Dimensions	4.30" (W) x 1.30" (L) x 0.75" (H)
Port Separations	1.35" and 0.80"
Material	Aluminum
Finish	Gold Plated
Weight	3.6 Oz
Outline	WP-E4I

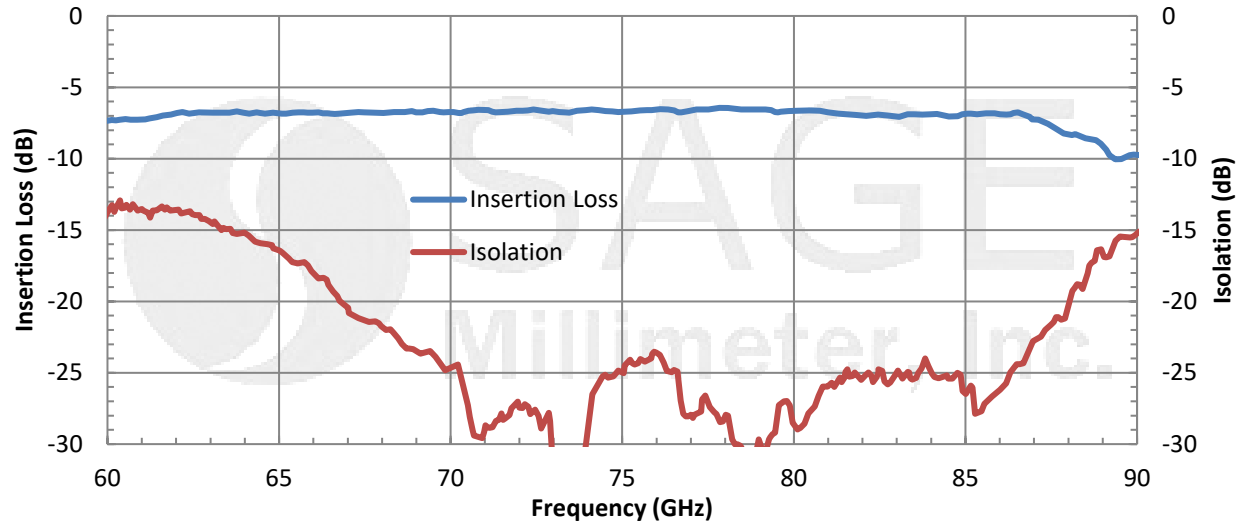


SWP-62386304-12-E1

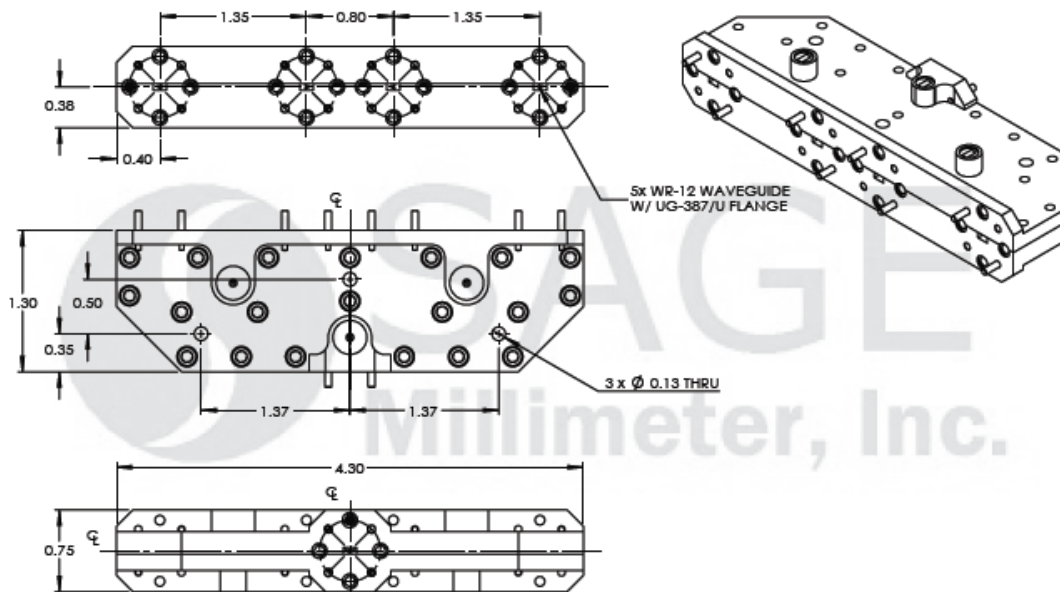
Rev. 1.0

Waveguide Power Divider, E Band, 4 Way, 62 to 86 GHz

Typical Insertion Loss and Isolation vs. Frequency



Mechanical Outline: (Unless otherwise specified, all dimensions are in inches)



Note:

- All data are presented using a limited sample lot, actual data may vary unit to unit.
- All testing was performed under +25°C case temperature.
- SAGE Millimeter, Inc. reserves the right to change the information presented without notice.

Caution:

- Any foreign objects in the waveguide will degrade performance and/or damage the device.



www.sagemillimeter.com | 3043 Kashiwa Street, Torrance, CA 90505
Phone: 424-757-0168 | Fax: 424-757-0188 | Email: sales@sagemillimeter.com